



Model

GU4 & GU8 Pedestal Peelers

Product Description

GU4 (Pedestal Peeler, 6.3Kg, 14lb Heavy Duty)

GU8 (Pedestal Peeler, 12.6Kg, 28lb Heavy Duty)

Product Code

5P145 (GU4 – Low Pedestal, 1PH)

5P146 (GU4 – Low Pedestal, 3PH)

5P147 (GU4 – High Pedestal, 1PH)

5P148 (GU4 – High Pedestal, 3PH)

5P285 (GU8 – Low Pedestal, 1PH)

5P286 (GU8 – Low Pedestal, 3PH)

5P287 (GU8 – High Pedestal, 3PH)

5P288 (GU8 – High Pedestal, 3PH)



(Single Phase Only)

Standard Features

- Powerful direct gear drive motors. The GU4 6.3kg and GU8 12.6kg models have 0.5hp geared units
- Low and high (sink height) pedestal models available
- Designed to enable the user to operate, clean and maintain with the minimum of effort
- Motor and gearbox units are housed inside the pedestal therefore no external projections
- The drive between the output shaft of the unit and the drive shaft of the peeler is by means of a flexible coupling which will prevent damage to the motor or gearbox if the machine is accidentally jammed or overloaded
- Top casting removeable without tools so that the rotor plate can be lifted out. Turn on water and whole machine is flushed clean. Cleaning should be carried out daily
- Rotor plate bonding is abrasive grit. Inside wall of peeling chamber has patented cast-in abrasive serrations which dispenses with the need for abrasive coating. Consequently, there is less potato loss during both peeling and boiling and the efficiency of the serrations will last the life of the machine
- All Metcalfe pedestal peelers are available with either single or three phase motors (three phase 6-8 wks lead time)
- All single-phase peelers are supplied with a wall mounted starter which incorporate the 'on' switch, emergency stop, no-volt release, overload protection features and are fitted with a 13amp plug
- All three phase peelers are supplied with cord only
- Machines fitted with a water inlet and hose connection incorporating an air-break. Stop tap can be fitted if required. Provision for fitting water inlet on either side of machine
- Waste outlet screwed 2" BSP female
- Hammer grey painted finish

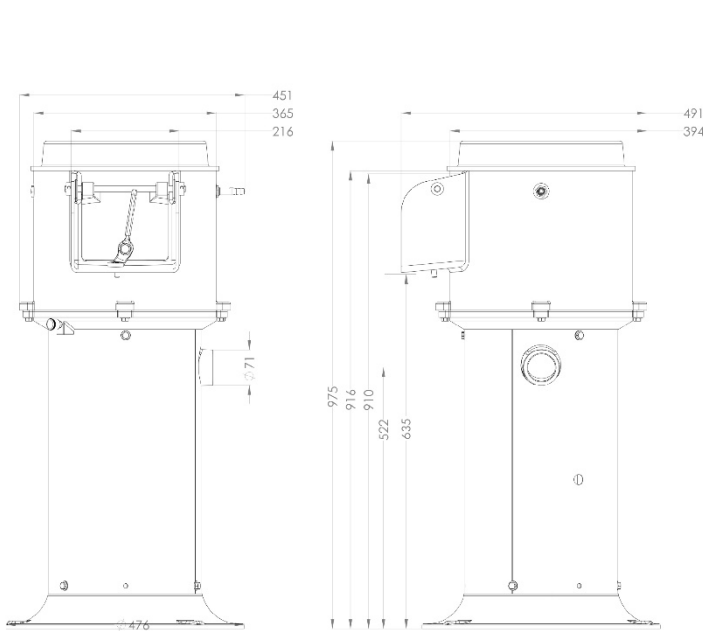
Standard Accessories

2 x Lifting Hook

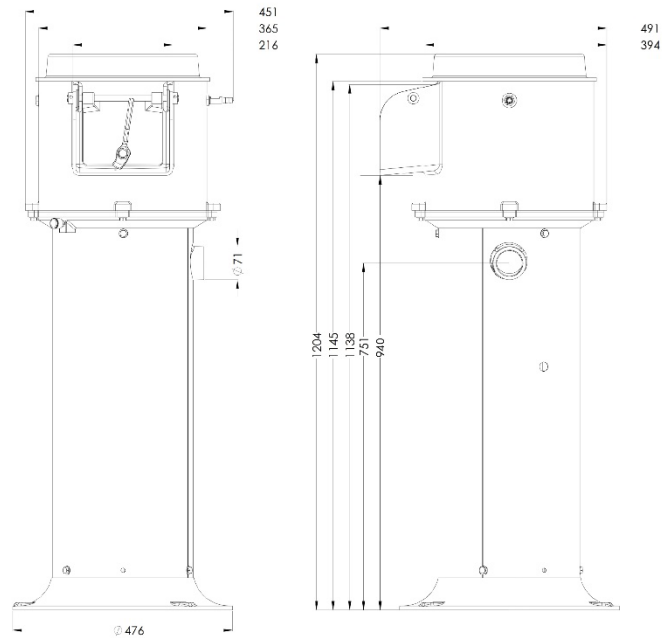
Warranty

Covered by Metcalfe 1-year warranty and full after sales service

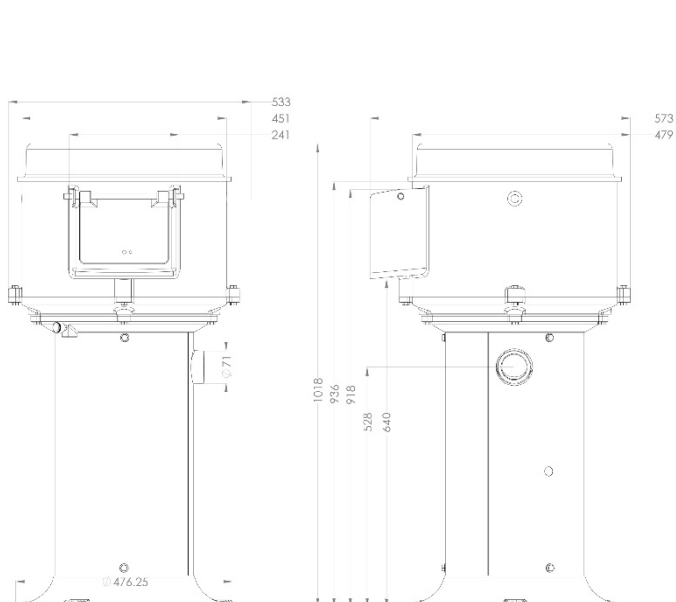
Drawings



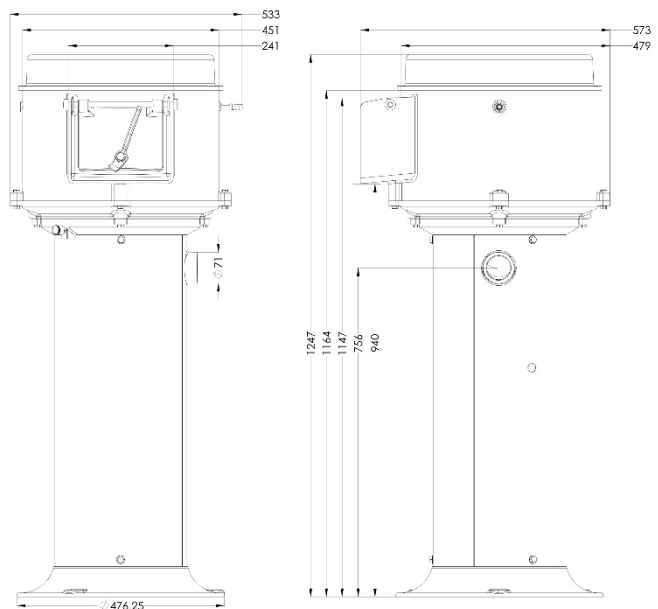
GU4 Low Pedestal



GU4 High Pedestal



GU8 Low Pedestal



GU8 High Pedestal

Optional Accessories

Item	Product Code
Guarded Discharge Chute (Painted Finish) for GU4	9P59
Guarded Discharge Chute (Painted Finish) for GU8	9P60
Filtershield	5FS01
Large External Interceptor	9P27

Item	Product Code
Waste Disposal Adaptor (WDA)	9P57
Stainless Steel Waste Disposal Adaptor (WDA)	9P82
3ft Length Water Inlet Hose and Tap Connector	9P64
Type 'AA' Air Gap Tundish	9T25

Specifications

Model	Phase (Ø)	Capacity (Kg)	Output (Kg per hour)	Motor (Volt)	Frequency (Hz)	AMP (A)	Power (kW / hp)
GU4	1	6.3	38	230	50/60 variable	1.89	0.37 / 0.5
GU4	3	6.3	38	440	50/60 variable	1.09	0.37 / 0.5
GU8	1	12.6	76	230	50/60 variable	1.89	0.37 / 0.5
GU8	3	12.6	76	440	50/60 variable	1.09	0.37 / 0.5

Dimensions | Shipping Information

Model	Overall Dimensions (D x W x H)	Net Weight (Kg)	Packed Dimensions (D x W x H)	Packed Weight (Kg)	Volume (m3)
GU4 (Low Ped)	491 x 476 x 975	60	520 x 610 x 1290	66	0.4
GU4 (High Ped)	491 x 476 x 1204	64	520 x 610 x 1290	70	0.4
GU8 (Low Ped)	573 x 533 x 1018	67	520 x 610 x 1290	73	0.4
GU8 (High Ped)	573 x 533 x 1247	71	520 x 610 x 1290	77	0.4

We reserve the right to alter the specification and technical details for this item at any time without prior notice.

10/2022

Metcalfe Catering Equipment Ltd

Haygarth Park
Blaenau Ffestiniog
Gwynedd, LL41 3PF

